


# PENN LIVE ARTS

UNIVERSITY *of* PENNSYLVANIA



## Harold L. Zellerbach Theater Technical Specifications

## Table of Contents

---

<a href="#">Contact Information</a>	2	<a href="#">Electrics</a>	11
<a href="#">Location &amp; Wayfinding</a>	3	<a href="#">Sound</a>	12
<a href="#">General Information</a>	4	<a href="#">Livestream, Film, and Projection</a>	14
<a href="#">Seating Information</a>	6	<a href="#">Properties</a>	16
<a href="#">Stage Information</a>	7	<a href="#">Wardrobe</a>	17
<a href="#">Line Set Schedule</a>	9	<a href="#">Map of Building Entrances</a>	18
<a href="#">Loading Information</a>	10		

## Contact Information

---

### Executive/Artistic

#### **Christopher Gruits**

*Executive and Artistic Director*

#### **Kathleen Kardos**

*Executive Assistant & Artistic Coordinator*

Office: 215-898-6702

Email: [kkardos@upenn.edu](mailto:kkardos@upenn.edu)

### Events & Guest Services

#### **Beth Jamieson**

*Director of Events and Guests Services*

Office: 215-898-5292

Email: [eaja@upenn.edu](mailto:eaja@upenn.edu)

#### **Virginia Herbert**

*Event Services Coordinator*

Office: 215-898-6688

Email: [virgherb@upenn.edu](mailto:virgherb@upenn.edu)

### Production/Operations

#### **Adam Riggarr**

*Director of Production & Operations Strategy*

Office: 215-898-3369

Email: [ariggarr@upenn.edu](mailto:ariggarr@upenn.edu)

#### **Jim Cackovich**

*Associate Director of Production and Facilities*

Office: 215-898-9827

Email: [cackovic@upenn.edu](mailto:cackovic@upenn.edu)

#### **Santino Lo**

*Assistant Director of Presentations*

Office: 215-898-4953

Email: [sxlo@upenn.edu](mailto:sxlo@upenn.edu)

### Marketing & Box Office

#### **Alexander Freeman**

*Director of Marketing and Ticketing*

Office: 215-898-9081

Email: [freemana@upenn.edu](mailto:freemana@upenn.edu)

#### **Jane MacManus**

*Box Office Manager*

Office: 215-898-6789

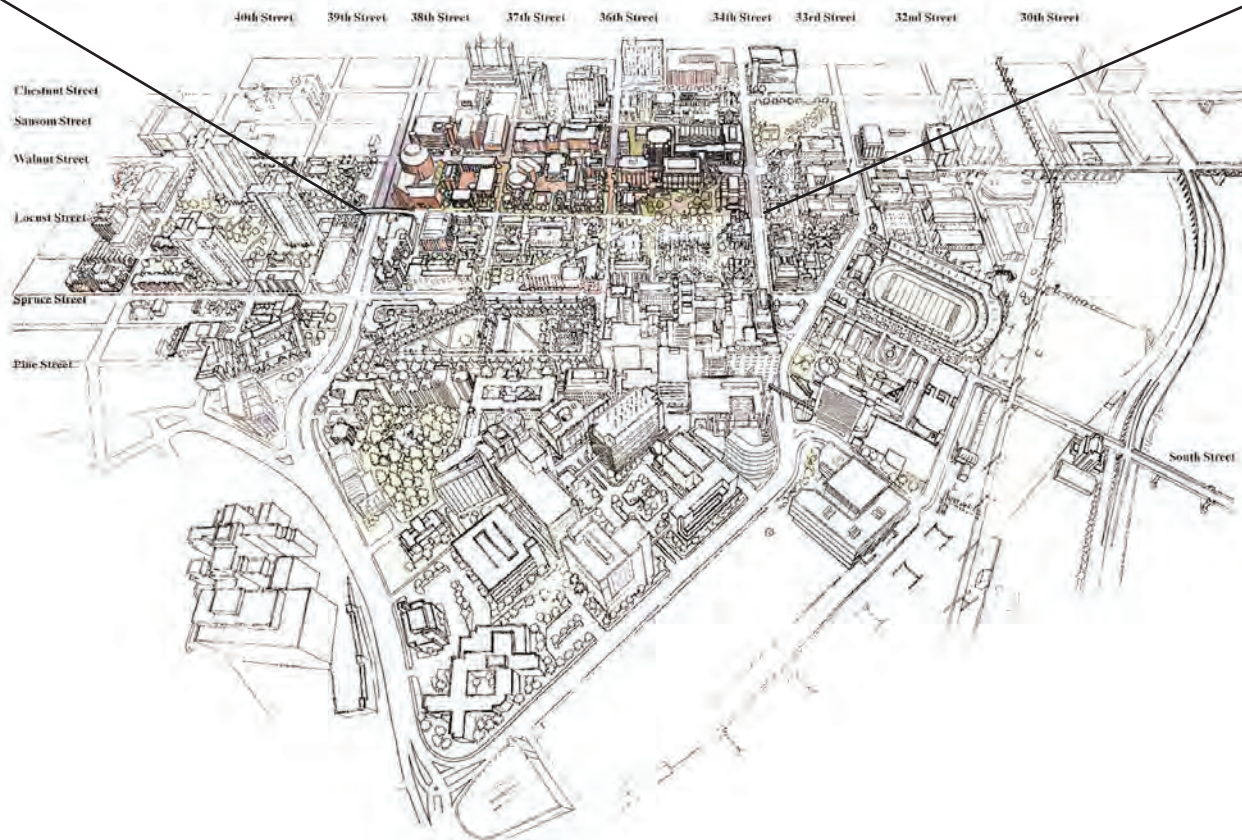
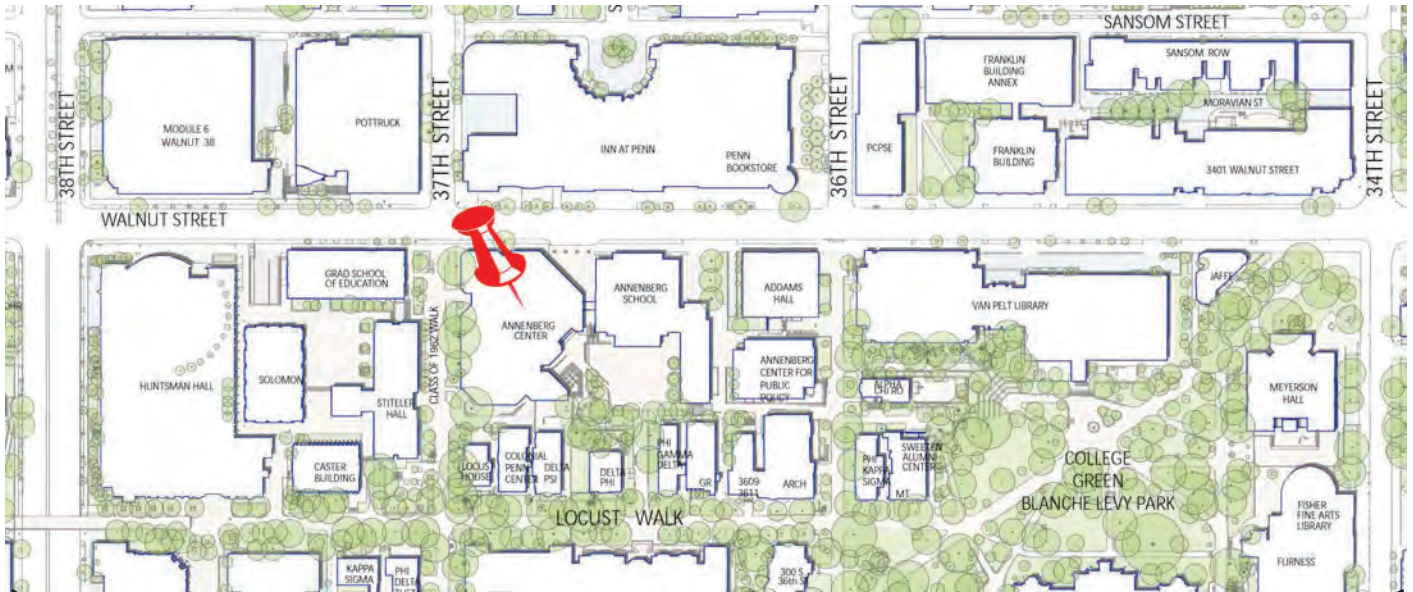
Email: [janema@upenn.edu](mailto:janema@upenn.edu)



# Location & Wayfinding

**Annenberg Center for the Performing Arts**  
**University of Pennsylvania**  
**3680 Walnut St.**  
**Philadelphia, PA 19104-6219**

**Administration: 215-898-3910**  
**Box Office: 215-898-3900**  
[www.pennlivearts.org](http://www.pennlivearts.org)



## General Information

---

The Zellerbach Theater is the largest of three theaters within the Annenberg Center for the Performing Arts. The Annenberg Center opened in 1971 and is the University of Pennsylvania's premier center for professional and student performing arts, University lectures and events, and home to The Sachs Program for Arts Innovation.

### Accessibility

- Nine (9) total wheelchair accessible seats.
- Assisted Listening Devices – Sixteen (16) Listen Technologies Brand.
- ADA Entrance on Balder Court – Walnut Street between 36<sup>th</sup> and 37<sup>th</sup> Streets.
- Large Print Programs available upon request.
- **Dressing Rooms are NOT handicap accessible.** With advance notice, accessible dressing room space can be created on Stage Level. Please advance with your production contact.
- Additional Accessibility Information or Questions: 215-898-3900

### Policies

- All University of Pennsylvania Buildings are smoke-free environments. Please use designated smoking areas outside the building.
- No live flame whatsoever or pyrotechnic effects (Sterno chafing fuel is allowed).
- The University-mandated maximum sound pressure level is 94dB weighted at the mix position. Children's and Student Discovery Programming must be below 85dB. These limits are strictly enforced.
- ALL audio and/or video recordings are restricted and must be advanced with Production. Signed Intent to Capture and/or Archival Releases will be required. Additional commercial rates may apply.
- House typically opens 30 minutes prior to curtain.
- The University does not provide alcohol to visiting artists.

### Personnel

- The Zellerbach Theater is under the jurisdiction of IATSE Local 8 Stagehands and IATSE Local 799 Wardrobe for most events and performances.
- The Loading Dock for IASTE Zellerbach shows is under the jurisdiction of Teamsters Local 107.
- Penn Live Arts Technical Staff works alongside IATSE crews.

### Passenger Vehicle Parking

- Penn Live Arts is not able to provide parking for passenger vehicles.
- There is a parking garage at the corner of 38<sup>th</sup> and Walnut Streets- with entrances on Walnut Street and 38<sup>th</sup> Street. This garage accepts credit and debit cards only. NO CASH. The posted hours are 7am – 11pm.
  - Discounted Vouchers can be available for purchase (\$13) at the Annenberg Box Office during normal business hours. To park by voucher: enter garage, take an entry ticket and park as normal. When exiting the garage, insert entry ticket at exit gate kiosk. When prompted for payment, insert voucher. Gate will open once the voucher is confirmed as valid.
- Street parking is available on all surface streets around the Annenberg Center. Pay at a curbside kiosk (\$1.25 for 30 minutes) or via MeterUp or ParkMobile app on your mobile phone. Kiosks accept cash, coins, debit, and credit card. Payment is by vehicle's license plate. Different streets may have different time limits and valid hours- please refer to Parking Authority signage. The Annenberg Center is not responsible for parking violations.

### Bus Parking

- Bus parking requires significant advance notice and is subject to availability. The University of Pennsylvania is in a city center and large vehicle parking space is at a premium.
- Shore power is not available – depending on available parking options, it may be possible to run a generator. Please advance with production team as early as possible.
- Busses are not able to make the turn into the loading dock.
- Busses with trailers can be accommodated IF;
  - Significant advance notice is given (4 weeks minimum).
  - Trailer can be loaded/unloaded at street level.
  - Contents of trailer are able to fit in the Annenberg Center's passenger elevator – 7'-7" (2.3m) wide x 5'-8" (1.72m) deep.

### Truck Parking

- Truck parking requires significant advance notice and is subject to availability. The Annenberg Center Loading Dock services 3 theaters in addition to all other building operations. More often than not, the Annenberg is unable to accommodate extended truck parking.

### Green Room

- Located on Stage Level outside Zellerbach Stage Right door.
- Green room is partially handicap accessible- its bi-level design divides it into an upper lounge area and a kitchenette, down a small set of stairs.
- Approximate room dimensions: upper lounge area 10' (3m) x 18' (5.5m), kitchenette 12' (3.65m) x 20' (6m).
- Access to refrigerator, microwave, electric tea kettle, sink, dishwasher, USB charging outlets, TV.

### Dressing Rooms

- The Annenberg Center has eight (8) dressing rooms that are **shared between all 3 theaters**.
- Please indicate dressing room requests during production advance.
- Four (4) dressing rooms accommodate up to three (3) people.
- Four (4) dressing rooms accommodate up to eight (8) people.
- **Dressing rooms are NOT handicap accessible.**
- All dressing rooms have a private bathroom with shower/toilet/sink, lighted mirrors and built-in clothing racks.
- There are additional restrooms with showers in the dressing room corridor, not accessible by the public.

### Rehearsal Rooms

- Rehearsal room usage requires significant advance notice and is subject to availability. All rehearsal spaces are heavily utilized as academic classrooms and co-curricular performing arts rehearsal space.
- Dance Studio – *requires 6-12 month advance notice* – 1470 sq. ft. Sprung, marley floor with mirror wall, wall mounted ballet barres and sound system. Dance Studio is NOT handicap accessible.
- Room 221 – 1512 sq. ft. – Located on Stage Level.
- Room 209 – 551 sq. ft. – Located on Stage Level.
- Room 511 – 1720 sq. ft. – Located on Upper Mezzanine Level.



# Seating Information

## Seating Capacity

Full Capacity

**936**

*Includes 9 (total) ADA Compliant*

Orchestra Only

**734**

*Includes 7 ADA Compliant*

Balcony

**202**

*Includes 2 ADA Compliant*

## Seating Capacity with Pit Seating Removed (60 Seats)

**876**

*Includes 9 (total) ADA Compliant*

**674**

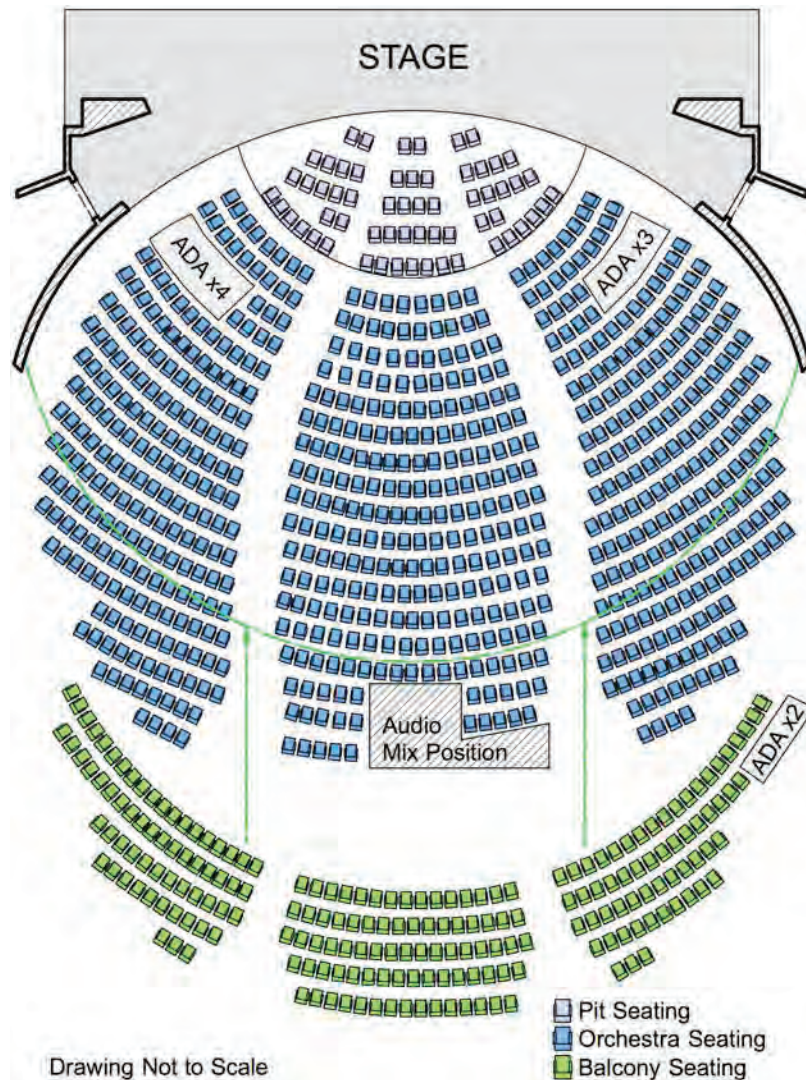
*Includes 7 ADA Compliant*

**202**

*Includes 2 ADA Compliant*

## Orchestra Pit

- Fixed position at 3'-0" (.91m) below deck level.
- Approximately 45'-0" wide X 25'-0" deep (13.72m x 7.62m).
- Use of pit requires significant advance notice and approval of seat kill (60).



## Stage Information

### Stage Dimensions

The Zellerbach Theater has an adjustable width proscenium stage combined with adjustable portal masking upstage of the architectural proscenium.

<b>Measurement</b>	<b>Imperial</b>	<b>Metric</b>
<b>Proscenium Height</b> (Deck to Audio Cluster Masking)	<b>32'-0"</b>	<b>9.75m</b>
<b>Proscenium Width</b> <b>Standard Opening is 44'-0"</b>	<b>Min. 32'-0"</b> <b>Max. 60'-0"</b>	<b>9.75m</b> <b>18.29m</b>
<b>Total Stage Width</b> (Including Wings)	<b>94'-11"</b>	<b>28.93m</b>
<b>Total Stage Depth</b> (Not Including Upstage Scene Dock)	<b>32'-10"</b>	<b>10m</b>
<b>Stage Left Wing</b>	<b>14'-6" wide x 34'-0" deep</b>	<b>4.42m x 10.36m</b>
<b>Stage Right Wing</b> (Stage depth limited by spiral staircase)	<b>10'-0" wide x 23'-6" deep</b>	<b>3.05m x 7.16m</b>
<b>Deck to Grid</b>	<b>81'-9"</b>	<b>24.9m</b>
<b>Stage Height</b>	<b>3'-0"</b>	<b>.91m</b>

### Stage Floor

- ¼" Masonite tempered hardboard, painted flat black in good condition.
- Twenty-five (25) 4'x8' (1.21m x 2.43m) traps available. Requires significant advance notice and is subject to budget and schedule limitations.
- Acceptable fasteners: drywall/spax screws or duplex nails for floor attachment. Lag screws may be allowed, depending on location, and must be approved by PLA staff. Hardware is not provided by PLA.

### Line Set Data

The Zellerbach Theater has forty-three (43) single purchase counterweight line sets.

- Battens are 1 ½" (3.6cm) Schedule 40 pipe- painted white with black 1'-0" markings.
- Battens are between 60'-0" and 64'-0" (18.28m – 19.5m)
- Seven (7) lift lines, 10'-0" (3.05m) on center.
- Line Sets #2 through #38 are on 7" (17.78cm) centers.
- Line Sets #39 through #46 are on 8" (20.32cm) centers.
- High trim: 80'-0" (24.38m).
- Low trim: 4'-0" (1.21m).
- Arbor Capacity: Maximum load is 1,100 lbs. per pipe (498.95kg).
- Available Counterweight: Typically 12,000 lbs. (5443kg).
- Five (5) battens are equipped with permanent electrical raceways.
- Refer to Line Set Schedule for house hang.
- Loading Gallery: Located Stage Right – 74'-6" (22.7m) to gallery floor from deck. Accessible by spiral staircase USR
- Pin Rail: Located Stage Right – 35'-4" (10.77m) to rail floor from deck. Accessible by spiral staircase USR

## House Draperies/Goods

Type	Qty	Imperial: W x H	Metric: W x H	Notes
Main Drape	1	65'-0" x 50'-0"	19.8m x 15.3m	Dark Red/Orange Velour w/ fullness. Manual Guillotine Operation. NO Center Split.
Legs	8	13'-0" x 30'-0"	3.96m x 9.14m	Black Velour, Sewn Flat
Legs	2	13'-0" x 28'-6"	3.96m x 8.68m	Black Velour, Sewn Flat
Border	5	65'-0" x 10'-0"	19.8m x 3.05m	Black Velour, Sewn Flat
Legs	6	11'-0" x 38'-6"	3.35m x 11.74m	B-STOCK, Fair Condition; Black Velour, Sewn Flat. Used for Side Tab Masking
Blackout	4	30'-0" x 30'-0"	9.14m x 9.14m	Black Velour, Sewn Flat – Used for Mid Stage and Upstage Full Stage Blacks
Black Scrim	2	50'-0" x 30'-0"	15.2m x 9.14m	One good condition, one fair condition
Cyclorama	1	65'-0" x 30'-0"	19.8m x 9.14m	Bleached White Muslin
Cyclorama	1	65'-0" x 30'-0"	19.8m x 9.14m	Bleached White Poly-Muslin
Cyclorama	1	60'-0" x 40'-0"	18.28m x 12.19m	B-STOCK, Discoloration on Face – can be used as indirect bounce. Natural Muslin
Cyclorama	1	60'-0" x 40'-0"	18.28m x 12.19m	B-STOCK, Discoloration on Face – can be used as indirect bounce. Natural Muslin

## Stage Management

There are three locations to accommodate Stage Management:

- Backstage Right at Stage Manager's Console.
  - 2 Channel, wired Clearcom.
  - Microphone for Dressing/Green Room Paging.
  - Video Monitor feed of stage – if requested in advance.
- Control Booth at the back of house.
  - This location is above the balcony, behind a glass partition.
  - Audio feed available – if requested in advance.
  - 2 Channel, wired Clearcom
- Audio Mix Position
  - This location is at the back of the orchestra level.
  - 2 Channel, wired Clearcom

## Support Areas

- **Crossover**
  - Upstage of Line Set 46, through the Scene Dock. Carpeting is available upon request.
- **Scene Shop**
  - Located Stage Left through loading doors. Approximately 1,200 sq. ft. with all major woodworking equipment.
  - Spray Booth is available.
  - NO Welding.
- **Storage**
  - There is limited storage in the Scene Dock area for road cases, etc. If you require a large amount of storage, please indicate during production advance.



## Line Set Schedule

LS #	Dist.	Hanging Piece	Trim Height	Notes
PH	3'-0"	Portal Header		Permanent
PL	3'-7"	Portal Legs		Permanent
2	4'-6"	#1 Electric	25'-0"	Permanent Raceway
3	5'-1"			
4	5'-8"			
5	6'-3"			
6	6'-10"			
7	7'-5"			
8	8'-0"			
9	8'-7"	#1 Border	20'-0"	
10	9'-2"	#1 Legs	1/8"	Standard leg opening 40'-0" on center
11	9'-9"			
12	10'-4"			
13	10'-11"	#2 Electric	25'-0"	Permanent Raceway
14	11'-6"			
15	12'-1"			
16	12'-8"	Cinema Screen		Permanent: bottom of screen trims at 49'-1" when fully flown out
17	13'-3"			
18	13'-10"	#2 Border	20'-0"	
19	14'-5"	#2 Legs	1/8"	Standard leg opening 40'-0" on center
20	15'-0"			
21	15'-7"	RP Legs		11'-0" x 28'-6" Legs
22	16'-2"	RP Screen		
23	16'-9"			
24	17'-4"	#3 Electric	25'-0"	Permanent Raceway
25	17'-11"			
26	18'-6"			
27	19'-1"	Mid Stage Black		Made from two (2) 30'-0" x 30'-0" panels
28	19'-8"	#3 Border	20'-0"	
29	20'-3"	#3 Legs	1/8"	Standard leg opening 40'-0" on center
30	20'-10"			
31	21'-5"			
32	22'-0"	#4 Electric	25'-0"	Permanent Raceway
33	22'-7"			
34	23'-2"			
35	23'-9"			
36	24'-11"			
37	25'-6"	#4 Border	20'-0"	
38	26'-1"	#4 Legs	1/8"	Standard leg opening 40'-0" on center
39	28'-1"	Black Scrim		
40	28'-10"			
41	29'-6"	Raceway		Permanent Raceway
42	30'-2"	#6 Electric		LED Cyc Lights
43	30'-10"			
44	31'-6"			
45	32'-2"	Bounce		
46	32'-10"	Upstage Black		Made from two (2) 30'-0" x 30'-0" panels

## Loading Information

All Stages, Shop and Support Areas at the Annenberg are 1 story below street level. There is a freight elevator, an oversized passenger elevator and staircases that can access the Stage Level of the building.

### Elevators

- **Freight Elevator** is at the Loading Dock in the rear of the building. See map.
  - Freight elevator dimensions (Imperial): 10'-0"W x 20'-0"D x 12'-0"H
  - Freight elevator dimensions (Metric): 3.05m W x 6.09m D x 3.65m H
  - Weight Capacity: 19,000 lbs. (8618.26 kg).
- **Passenger Elevator** is accessed from Walnut Street. It is equipped with protective blankets on the walls and is 7'-7" (2.3m) wide x 5'-8" (1.72m) deep.

### Map Locations

#### 1. Cut-out on Walnut Street.

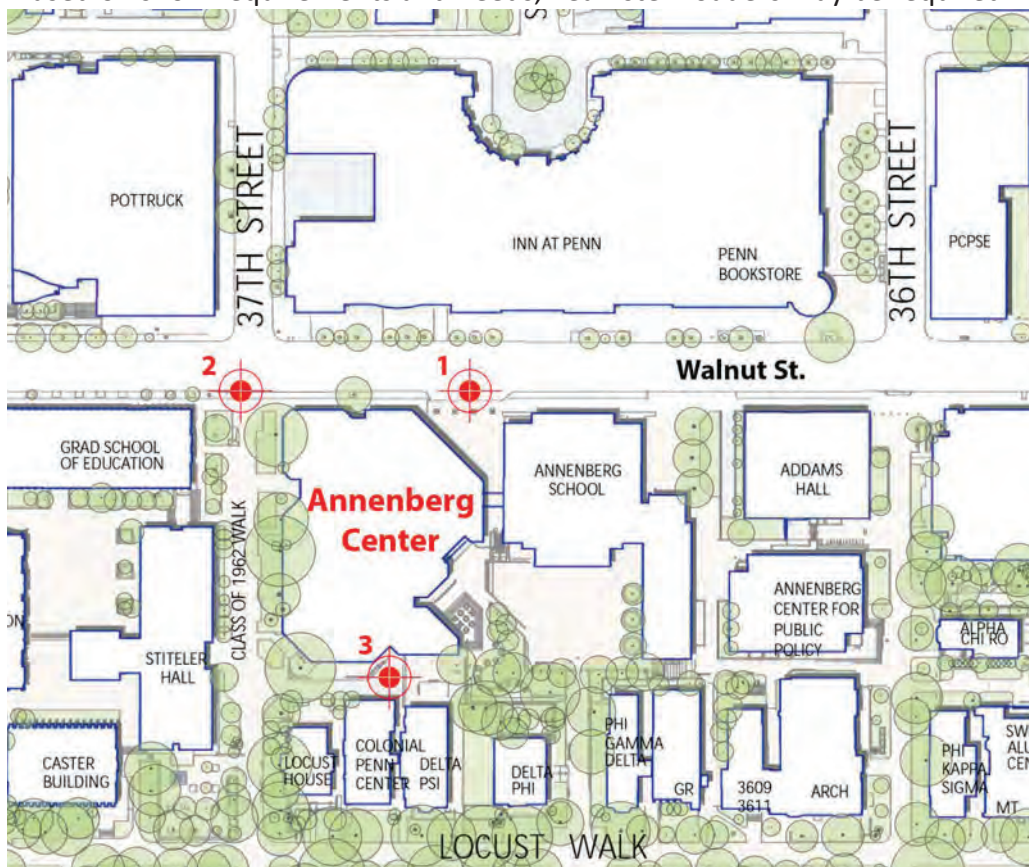
- Street Level Loading – Trucks with liftgates or ramps, vans, or passenger vehicles. Access to the Passenger Elevator via Balder Court.

#### 2. Loading Dock Vehicle Entrance

- Access to loading dock via 37<sup>th</sup> Street Pedestrian Walkway. **Bollards must be opened by Penn Live Arts Center Staff or Public Safety.**

#### 3. Loading Dock

- Dock is 48 ¼" above street level and can only accommodate one truck at a time.
- Dock dimensions are 25'-0" (7.62m) wide X 20'-0" (6.09m) deep.
- **MAXIMUM VEHICLE SIZE: 53' Trailer- City Cabs are highly recommended.**
- Based on show requirements and needs, Teamster Loaders may be required.



# Electrics

## Power

- One (1) 100 Amp 120/208V 3 Phase Service Box.
  - Located Downstage Left by loading doors.
  - Cam Lok Connection (2/0).
- Two (2) 400 Amp 120/208V 3 Phase Service Boxes
  - Located 1 level below Stage on Mechanical Level – Accessed through USR pass-thrus.
  - Cam Lok Connection (4/0). Feeder cable not available.
- It is not recommended that sensitive equipment be plugged into wall outlet power – building is wired with common neutrals.

## Dimmers

- ETC Sensor 3 Dimmer Modules
  - 407 Dimmers @ 2.4kw, 20A
  - Six (6) Thru-Relay of 20A, 120V
  - Six (6) ETC Net3 2-port DMX/RDM Gateway Touring (Net3 only) – 1 per electric.

## Control

- ETC Gio 24K
  - 24,576 Outputs/Parameters
  - 32,768 Control Channels
- ETCNomad for Remote Control
- Tablet-based Remote Focus Unit

## House Lights

- Capable of being controlled by the light board.
- Additionally, there is a Crestron Panel downstage right and DMX Preset wall boxes in the theater. Wall boxes are locked-out when light board is in control.

## Circuit Distribution

Location	# of Circuits
#1 Electric (Line Set 2)	36 + 6 drops for booms
#2 Electric (Line Set 13)	36 + 6 drops for booms
#3 Electric (Line Set 24)	24
#4 Electric (Line Set 32)	24
#5 Electric (Line Set 41)	15
#6 Electric (Line Set 42)	16
#1 Catwalk	8
#2 Catwalk	12
#3 Catwalk	24
#4 Catwalk	27
Add'l Catwalk Circuits	12
Balcony Rail	12

Location (Cont'd)	# of Circuits
Balcony Box Boom HR	6
Balcony Box Boom HL	6
Proscenium Box Boom HR	8
Proscenium Box Boom HL	8
Proscenium Slot HR	8
Proscenium Slot HL	8
Upstage Cyc Floor	24
DSL Floor	3
DSR Floor	3
USL Floor	3
USR Floor	3
Scene Dock	4

## Front of House Positions

- Control Booth (Follow Spot location): 76'-0" (23.16m) from Smoke Pocket Line.
- Balcony Rail: 64'-0" (19.51m) from Smoke Pocket Line, 94'-0" (28.65m) from Cyc.



- #4 Catwalk: 66'-0" (20.12m) from Smoke Pocket Line.
- #3 Catwalk: 58'-0" (17.68m) from Smoke Pocket Line.
- #2 Catwalk: 47'-0" (14.33m) from Smoke Pocket Line.
- Projection Booth: 73'-6" (22.40m) from Smoke Pocket Line, 84'-0" (25.60m) from Movie Screen.

### Equipment Inventory

Quantity	Unit Type	Color Size
53	ETC Source4 10°	12" x 12"
26	ETC Source4 19°	6.25" x 6.25"
32	ETC Source4 26° (w/18 Extra Barrels)	6.25" x 6.25"
84	ETC Source4 36° (w/18 Extra Barrels)	6.25" x 6.25"
16	ETC Source4 50° (w/18 Extra Barrels)	6.25" x 6.25"
30	ETC Source 4 PAR	7.5" x 7.5"
12	Elation SixPAR 300 LED Wash (6 additional units available upon request)	n/a
7	ChromaQ Color Force 72	n/a
10	ChromaQ Color Force 48	n/a
2	Martin Jem Compact Pro – Water-based Hazer	n/a

### Additional Lighting Notes

- Front of house hang positions are considered PERMANENT. Fixtures may be refocused but not relocated.
- Please refer to Rep. Plot and Paperwork for more information.
- Rep. Plot/House hang does not include side boom lighting unless requested during production advance.

### Personnel Lifts

- One (1) Genie AWP-25S Lift
  - Maximum platform height: 24'-9" (7.6m)
  - Maximum weight capacity: 350 lbs. (158.75kg)
- One (1) Genie AWP-30S Lift
  - Maximum platform height: 29'-6" (9m)
  - Maximum weight capacity: 350 lbs. (158.75kg)
- **All personnel lifts must be operated with outriggers at all times.**

## Sound

---

### Power

- One (1) 20amp Circuit – Downstage Left and Right
- Two (2) 20amp Circuits – Front of House
- One (1) 100 Amp 120/208V 3 Phase Service Box.
  - Located Downstage Left by loading doors.
  - Cam Lok Connection (2/0).
  - This service may also be used by lighting.

## Wiring

- One (1) DiGiCo D-Rack CAT-5e Digital Snake – Downstage Right to FOH
- Two (2) DiGiCo D-Rack 32 x 8 (each)
- One (1) Yamaha Rio-32
- One (1) 24 x 8 Channel XLR Snake – Downstage Left to FOH
- One (1) 6 Channel XLR Snake – Downstage Right to FOH
- One (1) 6 x 4 Channel XLR Snake – Stage Left to FOH
- One (1) Standard CAT-5 Cable – Downstage Left to FOH (may also be used for video/networking)
- One (1) Standard CAT-5 Cable – Downstage Right to FOH (may also be used for video/networking)

## Splitter

- One (1) Whirlwind 2-Way Splitter, Transformer Isolated
  - One (1) Male XLR Multi Breakout – 25'
  - One (1) Male XLR Multi Breakout – 15'

## House Mix Position

- House Center, three rows from back of house – 10'-6" x 8'-2" (3.2m x 2.48m).
- Mix position sits below the Balcony overhang.

## Mixing Consoles

- DiGiCo SD-9 48 x 24 x 3 Digital Mixing Console – Software Version 9.0.929
- Yamaha CL5 72 Channel Digital Mixing Console
- Allen & Heath GL2400 – 24 Channel Analog Mixing Console

## Fixed Speakers

- Speaker Cluster Locations – House Left, House Right, Center Stage
- Seven (7) Clair Brothers CBA R-2T – 2 Way Loudspeakers with 12" LF and 2" HF. Frequency response 50Hz–18kHz
- Two (2) Clair Brothers CBA CS 18-11 18" Subwoofers. Frequency Response: 39Hz–180kHz (Single Cabinet), (-10 dB Point) 32 Hz

## Monitors

- Four (4) Clair Brothers CBA R-ITP 2 Way Active Loudspeakers with 12" LF and 1" HF (Side Fill Monitors)
- Ten (10) Turbosound TXF122-AN 12" Active 2-way Stage Monitors
- Four (4) Db Technologies M12-4 PLUS Bi-Amped Floor Wedges
- Six (6) Yamaha S112V Passive/Active Floor Monitors

## Amplifiers

- Two (2) QSC PL325 HF – FOH Left, Right and Center
- Two (2) QSC PL340 LF – FOH Left, Right and Center
- One (1) QSC PL380 Sub – FOH Left and Right

## Signal Processors

- One (1) Soundweb London BLU-160 Signal Processor for Front of House
- Two (2) QSC DSP-4 Digital Signal Processors for Onstage Monitors

## Audio Interfaces

- MOTU Ultralite mk3 Firewire/USB2 10 x 14 Audio Interface

## Playback

- One (1) Apple 21" iMac – 2.3GHz Intel i5 Dual Core with QLab 4 – Pro Audio and Video Licenses

## Microphones

- Twelve (12) Channels: Shure ULX-D Receivers – RF Distributor, Paddles on Balcony Rail
  - Ten (10) Shure ULX-D Lavalier Transmitters – Countryman B3 Elements
  - Eight (8) Shure ULX-D Handheld Wireless Microphone with Beta58 Capsule
  - Two (2) Shure ULX-D Handheld Wireless Microphone with SM58 Capsule
- 6 (6) Shure SM 57 Microphones
- Ten (10) Shure SM 58 Microphones
- Three (3) Crown PCC-160 Microphones
- Three (3) Radial J48 Active Direct Boxes
- Four (4) Whirlwind Director Passive Direct Boxes
- Additional inventory of both dynamic and condenser microphones **shared between all venues** – Please indicate microphone needs during production advance.

## Stands/Cables/Adapters

- A full complement of microphone stands (straight, boom, short), speaker stands, microphone cable, speaker cable, CAT-5, CAT-5e, and various audio adapters are available as needed. Please indicate all audio needs during production advance.

## Headsets/Stage Communication

- Wired Base Station: Clear Com MS200C – 2 Channel Wired Stage Communication
- Ten (10) Headsets
- Eight (8) Beltpacks

## Hardwire Locations

1 – Downstage Right (Wall)	1 – Downstage Left (Wall)
2 – Downstage Right (Floor Pocket)	2 – Downstage Left (Floor Pocket)
1 – Upstage Right in Scene Dock	1 – Upstage Left in Scene Dock
1 – Fly Rail	1 – Loading Rail
1 – Downstage Pit Floor Pocket	1 – Upstage Pit Floor Pocket
1 – Trap Room Hallway	1 – Trap Room
1 – House Right (Row B) in Wall	3 – House Right (Row Q) in Wall
1 – House Right (Row T) in Wall	2 – Projection Booth
1 – House Manager’s Closet	4 – Catwalks
1 – Balcony (Door 7)	4 – Control Booth

## Backstage Paging

- Paging available to Dressing Rooms, Green Room and Dressing Room Corridor.
- Microphone available at either Stage Manager Console location.

## Assisted Listening

- Sixteen (16) Listen Technologies brand assisted listening devices available upon request.



# Livestream, Film, and Projection

---

## Digital Projectors

- One (1) Barco UDX-4K32 4K Projector
  - 30,000 ANSI Lumens
  - 220V Single Phase Power (L6-30) drops: Stage Left, Projection Booth
  - Available Lenses:
    - R986-2010 TLD+ Short Zoom Lens – WUXGA 1.39-1.87:1, SXGA+ 1.5-2.0:1
    - R986-2020 TLD+ Standard Zoom Lens 1.87-2.56:1
    - R986-2001 TLD+ Ultra-Short 90 Degree Lens – WUXGA 0.68-0.87:1, WQ/4K 0.73-0.94:1
- Two (2) Panasonic PT-RZ120BU WUXGA DLP Projector
  - 12,000 ANSI Lumens
  - Standard 1.40:1 Zoom Lens
- One (1) Panasonic PT-RX110BU Laser XGA DLP Projector
  - 10,000 ANSI Lumens
  - Standard 1.40:1 Zoom Lens
- Optional Lenses for Panasonic Projectors
  - Two (2) ET-DLE085, 0.78-0.98:1 Short-throw Zoom Lens – Fits both projectors
  - One (1) ET-DLE250, 2.40:1-3.70:1 Long-throw Zoom Lens – Fits both projectors

## Rear Projection Screens

- One (1) 12'-0" x 16'-0" (3.65m x 4.87m) Rear Projection Screen with Dress Kit
- One (1) 16'-0" x 21'-0" (4.87m x 6.40m) Rear Projection Screen. No Dress Kit – Theatrical Legs and Borders Used.

## Front Projection Screen

- One (1) Technikote XR-171 Pearlescent Screen: 22'-0" h x 50'-0" w (6.71m x 15.24m)
  - 1.5 – 1.7 Gain
  - Permanent Hanging Position: Line Set 16

## Playback

- One (1) Apple 2021 Macbook Pro with M1 Pro 8-Core Chip
  - QLab 4 – Pro Video License
  - Playback Pro License
  - HDMI Output
- One (1) Dell A/V Laptop (PowerPoint)

## Film Projection

Film projection requires significant advance notice.

- Two (2) Simplex XL 35mm Projectors
  - Lamp 4000w (each)
  - Lens 1: 1.85 – Image 22'-0" h x 30'-0" w (6.70m x 9.14m)
  - Lens 2: 2.39 – Image 22'-0" w x 50'-0" w (6.70m x 15.24m)
- Screen: Technikote XR-171 Pearlescent Screen: 22'-0" h x 50'-0" w (6.71m x 15.24m)
  - Permanent Hanging Position: Line Set 16

- Distance from Screen to Projection Booth Window: 89'-0" (27.13m)
- Audio
  - Processor: One (1) Panastereo Cinema Sound Processor
  - Amplifier: Two (2) QSC ISA-450
  - Speakers: Three (3) Altec A-7 (Left, Right & Center)

### **Live Streaming**

Live streaming requires significant advance notice and may require commercial rates, depending on the nature of the event and streaming destination.

- 4x Canon XA45 4K UHD Pro Camcorder
- Livestream Studio 6 License with Vimeo Enterprise
- ATEM Blackmagic Mini Pro Video Switcher
- 2x Dual In-line Monitors

## Properties

---

### **Chairs**

- Sixty (60) Black Wenger Orchestra Chairs
- Two Hundred (200) MityLite Swiftset HD Stacking Chairs – Chrome w/ Black Seats
  - Can be linked into rows

### **Music Stands**

- Fifty-Five (55) Black Metal Music Stands (Mixture of Manhasset and Wenger)

### **Music Stand Lights**

- Thirty-Eight (38) Klip Light brand Music Stand Lights

### **Pianos**

- One (1) Steinway Model B Grand Piano (circa 1933)
- One (1) Steinway 45" Console Piano
- One (1) Baldwin 243 Console Piano

### **Platforms**

- StageRight brand modular riser system. Please indicate staging/riser needs during production advance.

### **Acoustical Shell**

- Wenger Legacy Classic – Modular Orchestra Shell – 16 Panels – Harvest Maple Color

### **Dance Floor**

- Harlequin Marley Dance Floor
  - 49'-0" w x 32'-0" d (14.93m x 9.75m) – Seams running SL/SR
  - Reversible Black/Grey
- StageStep Bravo Marely Dance Floor
  - 59'-0" w x 32'-0" (17.98m x 9.75m) – Seams running SL/SR
  - Reversible Black/Grey
- Grey Marley requires additional cleaning/surface prep. Advance notice required.

### **Ballet Barres**

- Four (4) 9'-0" (3m) En-Pointe Enterprises folding ballet barres

### **Miscellaneous**

- Four (4) Wooden Speaking Lecterns – Light and Dark Options

- Various 6'-0" (1.82m) and 8'-0" (2.43m) Folding Tables
- Ten (10) 30" (0.76m) Round Café Tables

### Quick Change Booths

- Upon Request, 4'x4' Quick Change booths can be constructed SR and SL as necessary with a mirror, chair, carpet, and light.

## Wardrobe

---

### Dressing Rooms

- The Annenberg Center has eight (8) dressing rooms that are **shared between all 3 theaters**.
- Please indicate dressing room requests during production advance.
- Four (4) dressing rooms accommodate up to three (3) people.
- Four (4) dressing rooms accommodate up to eight (8) people.
- **Dressing rooms are NOT handicap accessible.**
- All dressing rooms have a private bathroom with shower/toilet/sink, lighted mirrors and built-in clothing racks.
- There are additional restrooms with showers in the dressing room corridor, not accessible by the public.

### Wardrobe Area

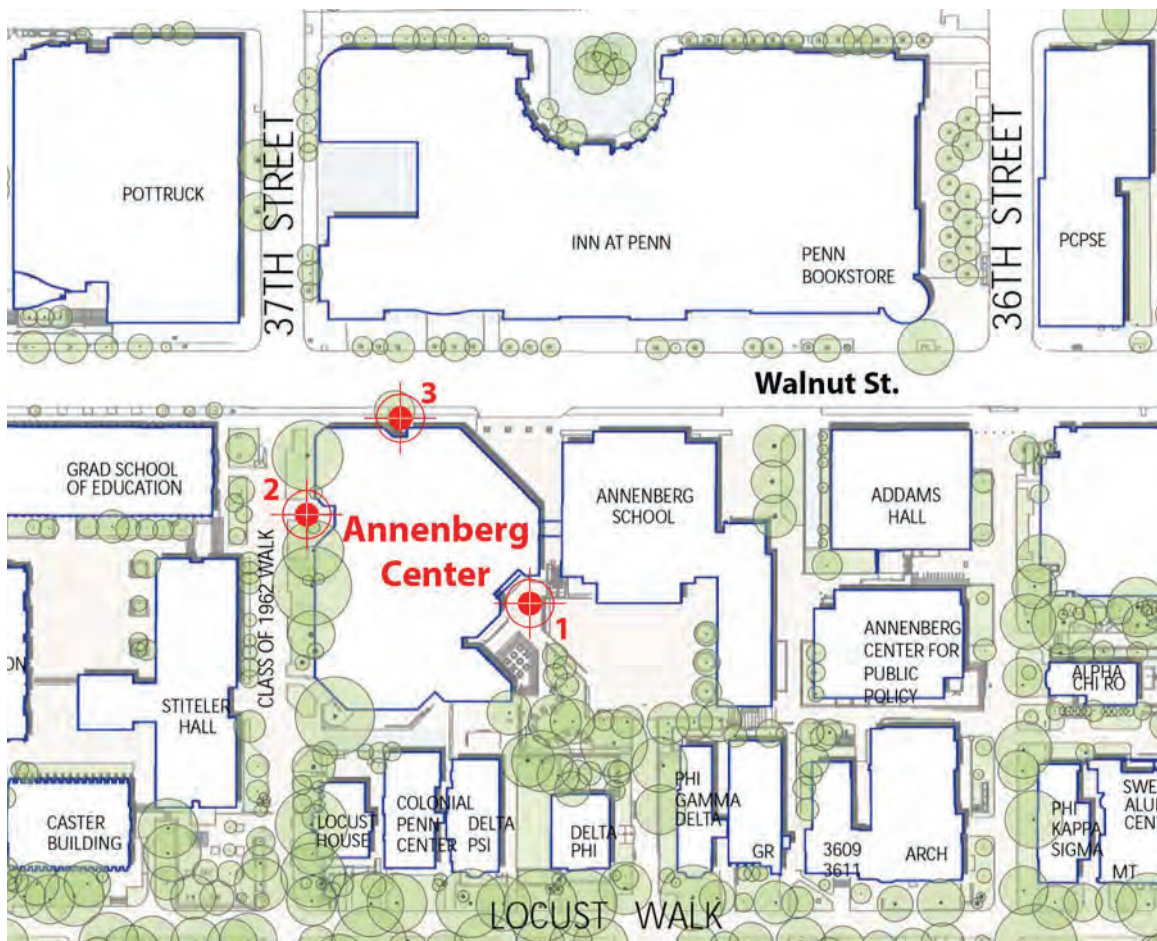
- Dedicated Wardrobe Room in between Dressing Rooms 1-4 and 5-8.
  - Roughly 500 Sq. ft.
  - Sink/Countertop
  - 2 Work Tables
- Seven (7) Irons – Various brands
- Five (5) Ironing Boards
- Three (3) Jiffy brand Steamers
- Washers/Dryers
  - Two (2) Whirlpool 4.5 cu. ft. Closet-Depth Front Load Washer with Load & Go™
  - Two (2) Whirlpool 7.4 cu. ft. Front Load Electric Dryer with Intuitive Touch Controls
  - **High efficiency detergent ONLY**
- Eleven (11) Rolling Costume Racks

### Quick Change Booths

- Upon Request, 4'x4' Quick Change booths can be constructed SR and SL as necessary with a mirror, chair, carpet and light.



## Map of Building Entrances



The Annenberg Center does not have a traditional stage door. All perimeter entrances to the Annenberg Center are RF chip-card access with programmed public access times. Building access outside of public access hours or other special access needs must be scheduled in advance with an Annenberg staff member.

### Map Key:

- 1. Main Entrance** • This entrance faces Annenberg Plaza on the campus side of the building and accesses the Main Lobby. This is the **preferred entrance** for visiting companies to use. It is programmed with the longest public access hours. To access Stage Level, enter through these doors and find the Elevator to your right as you enter the Lobby. Take the Elevator to "SL". Alternatively, there is a door to the right of the Elevator that accesses a stairwell. Take the stairs all the way to the bottom to Floor SL.
- 2. 37<sup>th</sup> Street Entrance** • This entrance faces 37<sup>th</sup> Street Walkway and also accesses the Main Lobby. The Elevator and SL Stairwell access is straight across the Lobby, past the Box Office. Public access to these doors is similar to the Main Entrance.
- 3. Walnut Street Entrance** • This door only has public access around performances and is usually locked. There is no direct access to SL from these doors.

**Please Note:** The ADA Entrance is on the way from Walnut Street to the Main Entrance. These doors do not have public access – **please do not ring the doorbell unless you need ADA access.**