

PENN LIVE ARTS

UNIVERSITY *of* PENNSYLVANIA



Harold Prince Theater Technical Specifications

Table of Contents

Contact Information	2	Electrics	12
Location & Wayfinding	3	Sound	13
General Information	5	Video, Livestreaming and Projection	15
Seating Information	7	Properties	16
Stage Information	9	Wardrobe	17
Loading Information	12		

Contact Information

Executive/Artistic

Christopher Gruits*Executive and Artistic Director*

Office: 215-898-5828

Email: gruits@upenn.edu

Caroline Leipf*Artistic and Education Manager*

Office: 215-898-6702

Email: cleipf@upenn.edu

Production/Operations

Adam Riggarr*Director of Production*

Office: 215-898-3369

Email: ariggarr@upenn.edu

Jim Cackovich*Associate Director of Production and Facilities*

Office: 215-898-9827

Email: cackovic@upenn.edu

Santino Lo*Artistic Project Manager*

Office: 215-898-4953

Email: sxlo@upenn.edu

Rentals/Front of House

Carrie Reynolds*Business Development Manager*

Office: 215-898-5292

Email: carriewr@upenn.edu

Beth Jamieson*Front of House Manager*

Office: 215-898-5318

Email: eaja@upenn.edu

Box Office

Alexander Freeman*Director of Marketing and Ticketing*

Office: 215-898-9081

Email: freemana@upenn.edu

Jane MacManus*Box Office Manager*

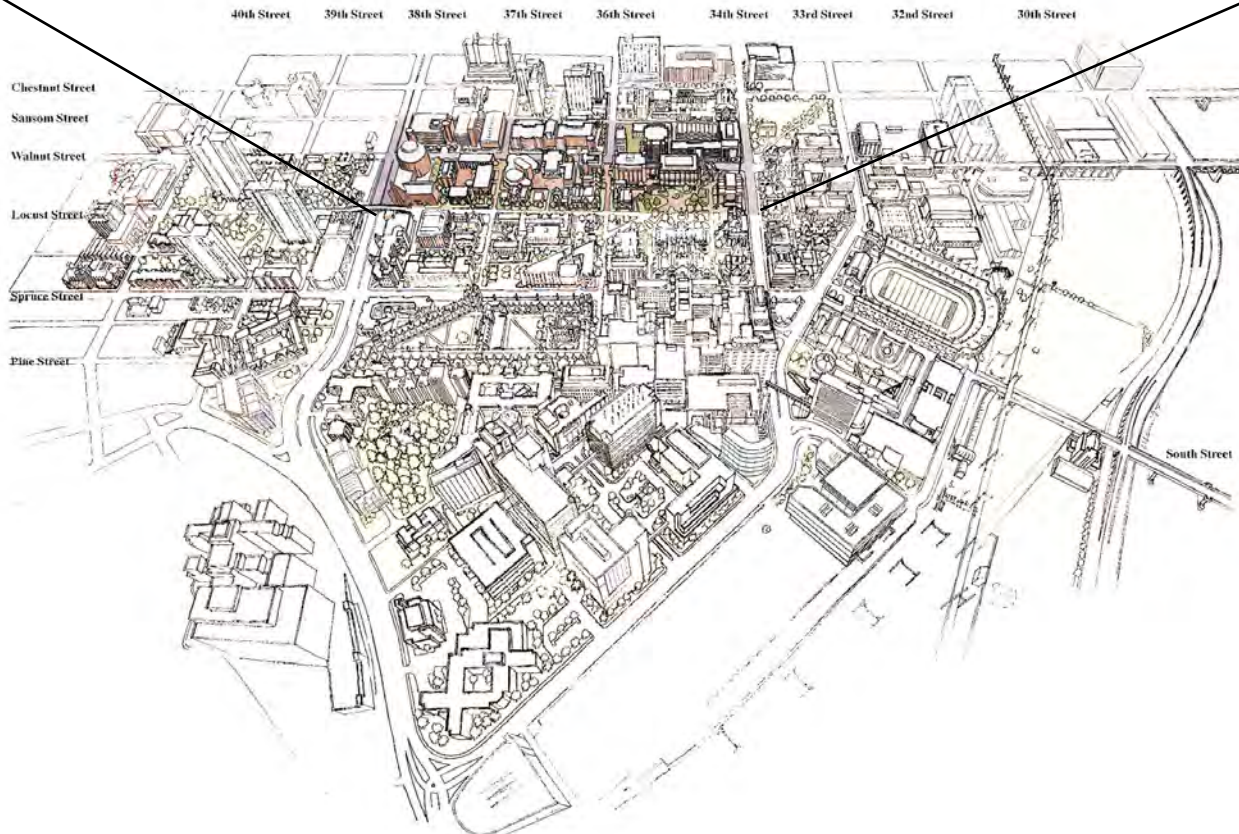
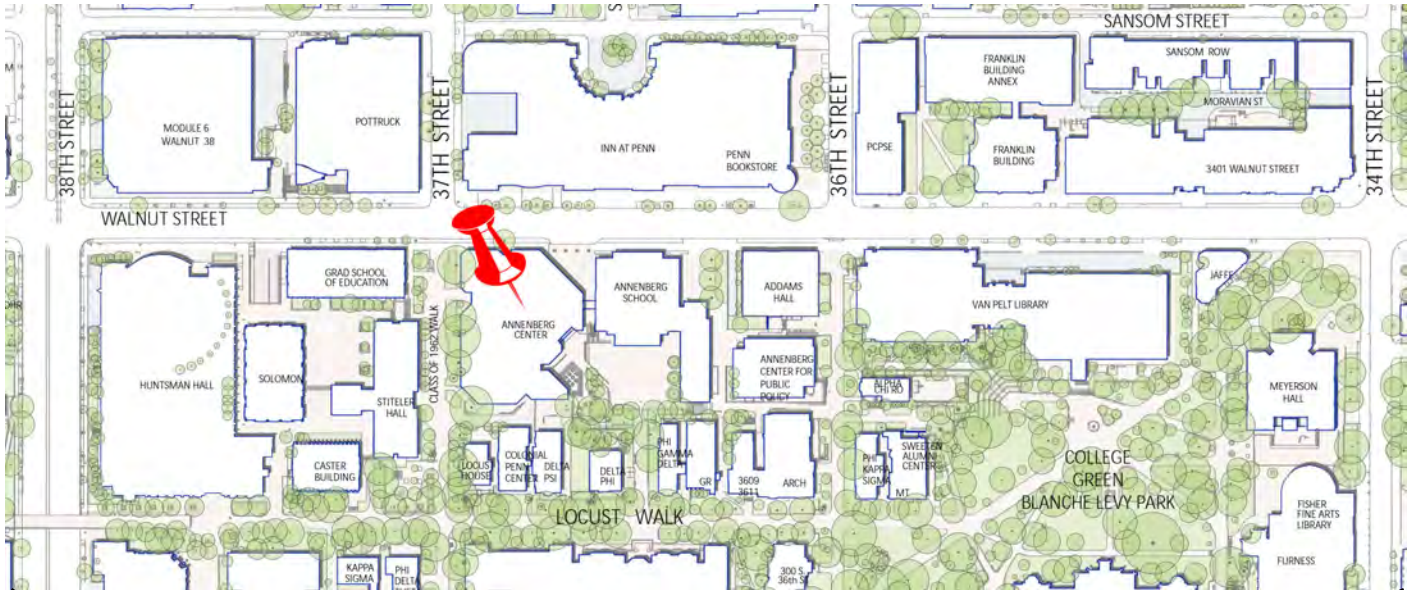
Office: 215-898-6789

Email: janema@upenn.edu

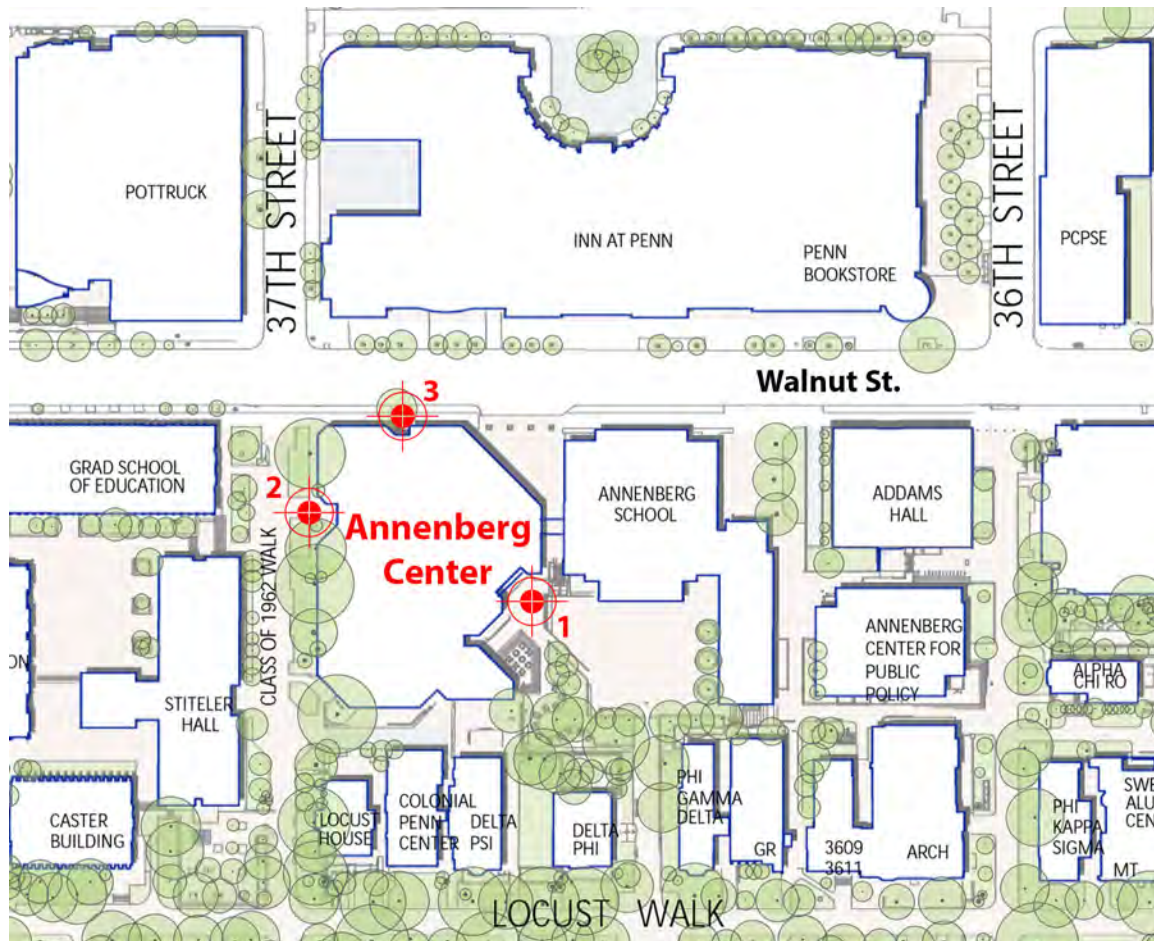
Location & Wayfinding

Annenberg Center for the Performing Arts
University of Pennsylvania
3680 Walnut St.
Philadelphia, PA 19104-6219

Administration: 215-898-3910
Box Office: 215-898-3900
www.annenbergcenter.org



Map of Building Entrances



The Annenberg Center does not have a traditional stage door. All perimeter entrances to the Annenberg Center are RF chip-card access with programmed public access times. Building access outside of public access hours or other special access needs must be scheduled in advance with an Annenberg staff member.

Map Key:

- 1. Main Entrance** • This entrance faces Annenberg Plaza on the campus side of the building and accesses the Main Lobby. This is the **preferred entrance** for visiting companies to use. It is programmed with the longest public access hours. To access Stage Level, enter through these doors and find the Elevator to your right as you enter the Lobby. Take the Elevator to “SL”. Alternatively, there is a door to the right of the Elevator that accesses a stairwell. Take the stairs all the way to the bottom to Floor SL.
- 2. 37th Street Entrance** • This entrance faces 37th Street Walkway and also accesses the Main Lobby. The Elevator and SL Stairwell access is straight across the Lobby, past the Box Office. Public access to these doors is similar to the Main Entrance.
- 3. Walnut Street Entrance** • This door only has public access around performances and is usually locked. There is no direct access to SL from these doors.

Please Note: The ADA Entrance is on the way from Walnut Street to the Main Entrance. These doors do not have public access – **please do not ring the doorbell unless you need ADA access.**

General Information

The Prince Theater is the second largest of three theaters within the Annenberg Center for the Performing Arts. It is a flexible space with three basic seating riser configurations. The Annenberg Center opened in 1971 and is the University of Pennsylvania's premier center for professional and student performing arts, University lectures and events, and home to The Sachs Program for Arts Innovation.

Accessibility

- Six (6) total wheelchair accessible seats. Additional accessible seats may be possible, depending on seating configuration.
- Nine (9) Williams Sound Assisted Listening Devices available upon request.
- ADA Entrance on Balder Court – Walnut Street between 36th and 37th Streets.
- Large Print Programs available upon request.
- **Dressing Rooms are NOT handicap accessible.** With advance notice, accessible dressing room space can be created on Stage Level. Please advance with your production contact.
- Additional Accessibility Information or Questions: 215-898-3900

Policies

- All University of Pennsylvania Buildings are smoke-free environments. Please use designated smoking areas outside the building.
- The University-mandated maximum sound pressure level is 94dB weighted at the mix position. Children's and Student Discovery Programming must be below 85dB. These limits are strictly enforced.
- ALL audio and/or video recordings are restricted and must be advanced with Production. Signed Intent to Capture and/or Archival Releases will be required. Additional commercial rates may apply.
- House typically opens 20 minutes prior to curtain.
- The University does not provide alcohol to visiting artists.

Personnel

- Annenberg Center Technical Staff

Passenger Vehicle Parking

- The Annenberg Center is not able to provide parking for passenger vehicles.
- There is a parking garage at the corner of 38th and Walnut Streets- with entrances on Walnut Street and 38th Street. This garage accepts credit and debit cards only. NO CASH. The posted hours are 7am – 11pm.
 - Discounted Vouchers are available for purchase (\$13) at the Annenberg Box Office during normal business hours. To park by voucher: enter garage, take an entry ticket and park as normal. Purchase voucher at Box Office. When exiting the garage, insert entry ticket at exit gate kiosk. When prompted for payment, insert voucher. Gate will open once the voucher is confirmed as valid.
- Street parking is available on all surface streets around the Annenberg Center. Pay at a kiosk (\$1.25 for 30 minutes) and place receipt on curbside dashboard. Kiosks accept cash, coins, debit and credit card. Philadelphia Parking Authority offers a MeterUp app that allows you to add time to your meter from your mobile phone. Different streets may have different time limits and valid hours- please refer to Parking Authority signage. The Annenberg Center is not responsible for parking violations.

Bus Parking

- Bus parking requires significant advance notice and is subject to availability. The University of Pennsylvania is in a city center and large vehicle parking space is at a premium.
- Shore power is not available – depending on available parking options, it may be possible to run a generator. Please advance with production team as early as possible.
- Busses are not able to make the turn into the loading dock.
- Busses with trailers can be accommodated IF;
 - Significant advance notice is given (4 weeks minimum).
 - Trailer can be loaded/unloaded at street level.
 - Contents of trailer are able to fit in the Annenberg Center's passenger elevator – 7'-7" (2.3m) wide x 5'-8" (1.72m) deep.

Truck Parking

- Truck parking requires significant advance notice and is subject to availability. The Annenberg Center Loading Dock services 3 theaters in addition to all other building operations. More often than not, the Annenberg is unable to accommodate extended truck parking.

Green Room

- Located on Stage Level outside Prince Theater backstage door. **The Green Room is subject to availability – if unavailable, another space can be provided.**
- Green room is partially handicap accessible- its bi-level design divides it into an upper lounge area and a kitchenette, down a small set of stairs.
- Approximate room dimensions: upper lounge area 10' (3m) x 18' (5.5m), kitchenette 12' (3.65m) x 20' (6m).
- Access to refrigerator, microwave, electric tea kettle, sink, dishwasher, USB charging outlets, TV.

Dressing Rooms

- The Annenberg Center has eight (8) dressing rooms that are **shared between all 3 theaters.**
- Please indicate dressing room requests during production advance.
- Four (4) dressing rooms accommodate up to three (3) people.
- Four (4) dressing rooms accommodate up to eight (8) people.
- **Dressing rooms are NOT handicap accessible.**
- All dressing rooms have a private bathroom with shower/toilet/sink, lighted mirrors and built-in clothing racks.
- There are additional restrooms with showers in the dressing room corridor, not accessible by the public.

Rehearsal Rooms

- Rehearsal room usage requires significant advance notice and is subject to availability. All rehearsal spaces are heavily utilized as academic classrooms and co-curricular performing arts rehearsal space.
- Dance Studio – *requires 6-12 month advance notice* – 1470 sq. ft. Sprung, marley floor with mirror wall, wall mounted ballet barres and sound system. Dance Studio is NOT handicap accessible.
- Room 221 – 1512 sq. ft. – Located on Stage Level.
- Room 209 – 551 sq. ft. – Located on Stage Level.
- Room 511 – 1720 sq. ft. – Located on Upper Mezzanine Level.

Seating Information

Seating Capacities: Per Configuration

End Stage
217
Includes 6 ADA Compliant

¾ Thrust
239
Includes 6 ADA Compliant

Alley
239
Includes 6 ADA Compliant

Modular Section: Seating Capacities

Loge
Permanent/Fixed
35

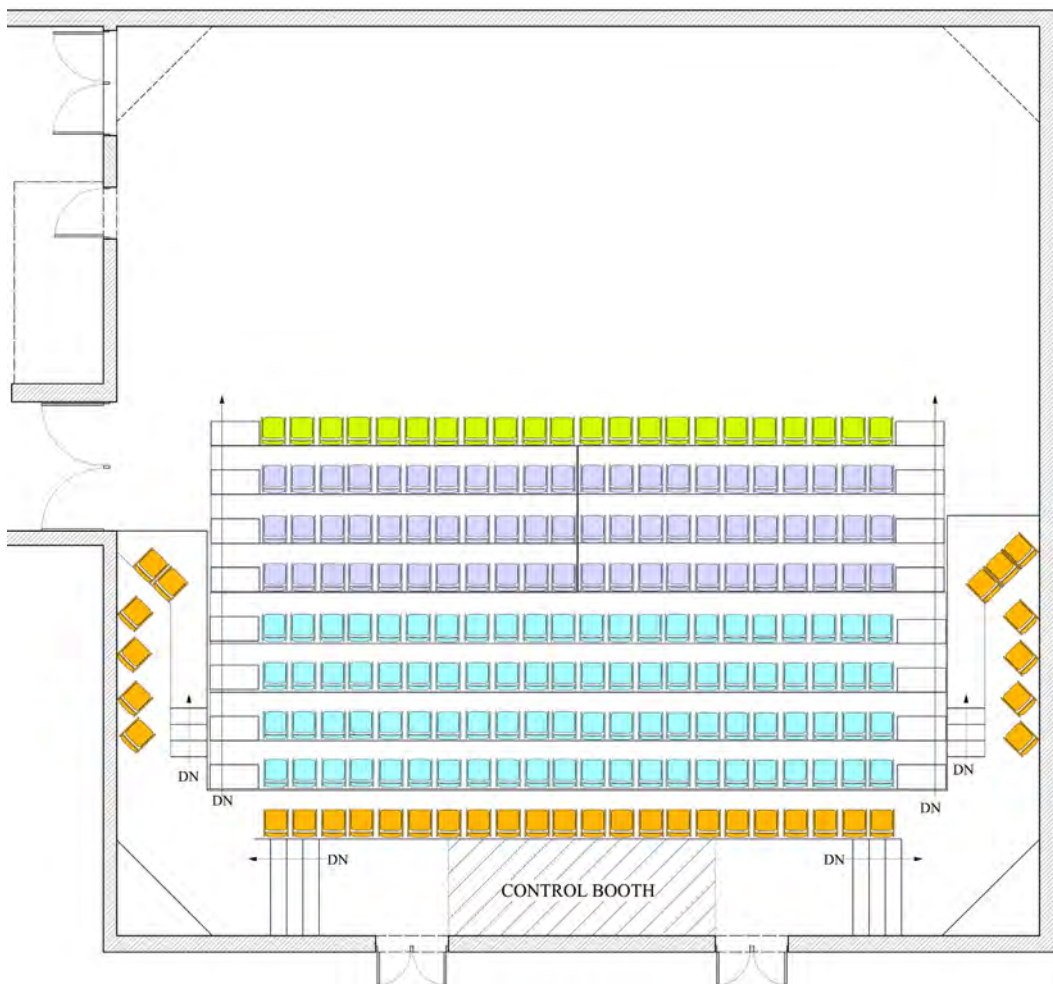
Center Section
Raises/Lowers
88

Modular Units (2)
Roll on Casters
66 Total (33 ea.)

Floor
Total depends on configuration
Up to 44

Additional ADA Seating may be added by removing Floor Seats in each configuration – this is contingent on seat locations, unimpeded emergency egress and approved seat kills.

End Stage Seat Map



Seating Legend



¾ Thrust Seat Map



Alley Seat Map



Seating Legend



Stage Information

Stage Dimensions

Please note: Stage dimensions **DO NOT** include required emergency egress paths on the floor. All scenery, deck lighting, speakers and cable paths must leave all audience seating with a minimum 36" wide egress path. Due to the flexible nature of the space, each production must be verified individually.

Measurement	Imperial	Metric
Total Stage Width Wall to Wall, Including Wings	57'-0"	17.37m
End Stage Width With Standard Wing Masking	45'-0"	13.71m
End Stage MAXIMUM Depth Back Wall to Seating Riser Front (Floor Row Omitted)	26'-3"	8m
End Stage Depth Cyc to First Row	23'-10"	7.26m
End Stage Expanded Depth Cyc to Seating Riser Front	25'-6"	7.77m
Thrust Stage Depth Cyc to First Row	32'-8"	9.95m
Thrust Stage Width First Row HL to First Row HR	34'-6"	10.51m
Deck to Underside of Catwalks	24'-0"	7.31m
Deck to Dead-Hung Pipes Upstage	18'-10"	5.74m
Deck to Bottom of Upstage Border On Downstage-most Dead-Hung Pipe	17'-1"	5.20m
Deck to Underside of HVAC Stage Left and Right	19'-11"	6.07m
Deck to Sprinkler Pipe Over-stage	23'-6"	7.16m

Stage Floor

- ¼" Masonite tempered hardboard, painted flat black in good condition.
- Acceptable fasteners: drywall screws or duplex nails for floor attachment. Not provided by Annenberg Center.

Grid Data

The Prince Theater has four (4) over-stage catwalks and an outer surrounding gallery- all with a high and low hanging positions.

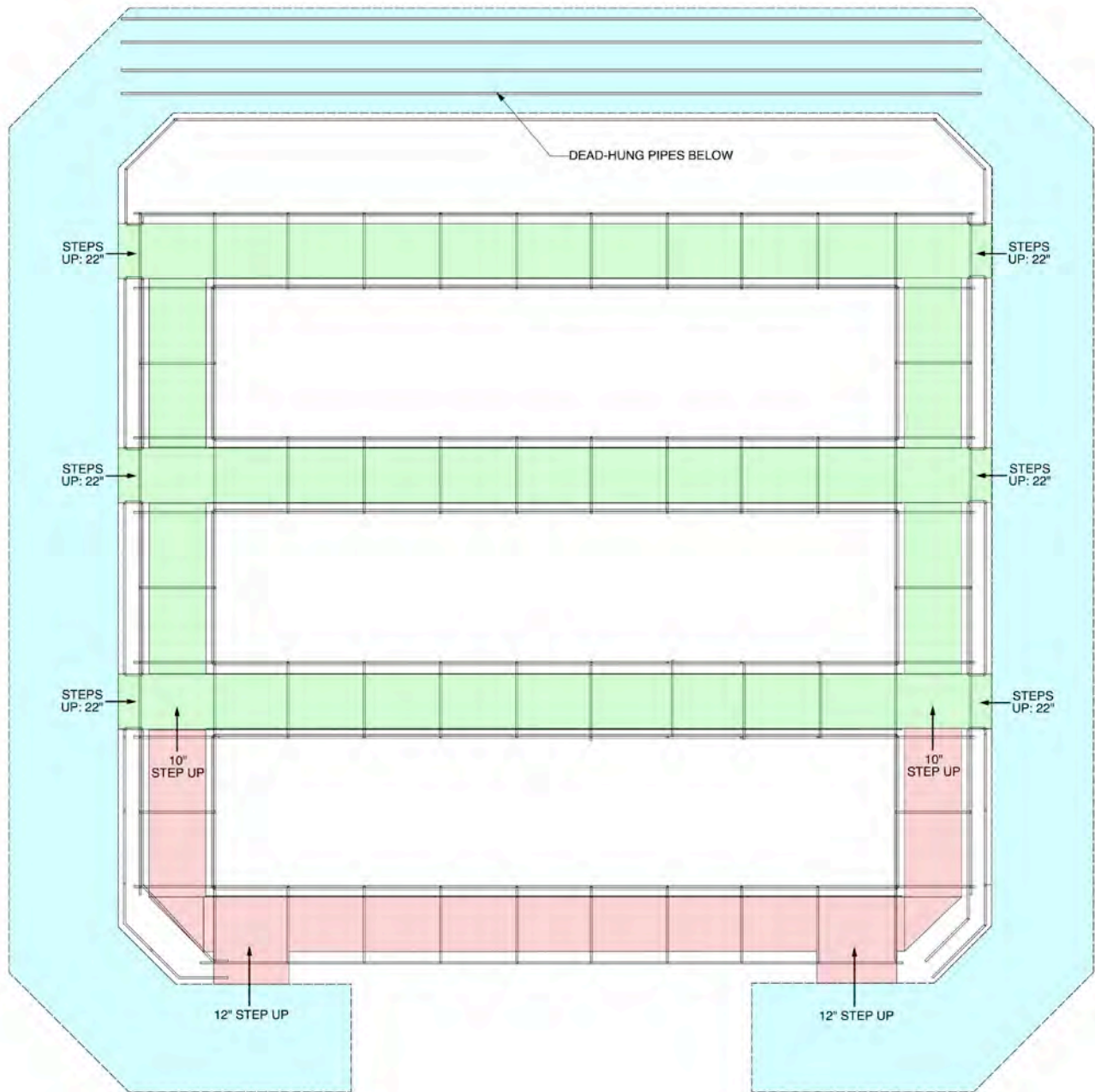
- Cross-pipes and rated pipe clamps are available. Scaffold clamps may not be used for overhead applications.
- Additional pipes must be added for underhung units – **Catwalk support pipes “toe rail” MAY NOT be used.**
- All cross-pipe and underhung units must be focused from the deck on a personnel lift – grid is not rated for the use of fall protection harnesses.

Hanging Position Trim Heights

- All dimensions are from deck to pipe center

Location	Imperial	Metric
Gallery High Position	26'-1"	7.95m
Gallery Low Position	24'-3"	7.39m
Over-stage Catwalks High Position	27'-9"	8.45m
Over-Stage Catwalks Low Position	25'-10"	7.87m
FOH Catwalks High Position	26'-11"	8.20m
FOH Catwalks Low Position	25'-0"	7.62m

Grid Map



Stage Management

- Console in the control booth at the back of the theater.
 - 2 Channel wired communication system.
 - Audio feed available with advance notice.

Support Areas

- **Crossover**
 - There is no upstage crossover.
 - Crossovers are possible through the Studio Lobby, accessed via the Stage Left Vom and DSR or USR Doors via SL Corridor and Anteroom. Masking is available to help obscure performers on Stage Left if requested in advance.
- **Scene Shop**
 - Located Stage Right and around SL Corridor. Approximately 1,200 sq. ft. with all major woodworking equipment.
 - Spray Booth is available.
 - NO Welding.
- **Storage**
 - There is limited storage in the Anteroom area for road cases, etc. If you require a large amount of storage, please indicate during production advance.
- **Theater Access**
 - Two (2) doors – House Left and Right from Prince Lobby. Enters onto the Loge.
 - Two (2) doors – House Left and Right from Studio Lobby. Enters Stage Level via the Voms.
 - One (1) door – Down Stage Right. Not for audience use unless for emergency evacuation. Accesses SL Corridor.
 - One (1) door – Up Stage Right. Accesses Prince Anteroom.

Loading Information

All Stages, Shop and Support Areas at the Annenberg are 1 story below street level. There is a freight elevator, an oversized passenger elevator and staircases that can access the Stage Level of the building.

Elevators

- **Freight Elevator** is at the Loading Dock in the rear of the building. See map.
 - Freight elevator dimensions (Imperial): 10'-0"W x 20'-0"D x 12'-0"H
 - Freight elevator dimensions (Metric): 3.05m W x 6.09m D x 3.65m H
 - Weight Capacity: 19,000 lbs. (8618.26 kg).
- **Passenger Elevator** is accessed from Walnut Street. It is equipped with protective blankets on the walls and is 7'-7" (2.3m) wide x 5'-8" (1.72m) deep.

Electrics

Power

- One (1) 100 Amp 120/208V 3 Phase Service Box.
 - Located in Grid on Stage Right.
 - Cam Lok Connection (2/0).
- Five (5) 20 Amp receptacles onstage.

Dimmers

- ETC Sensor Rack
 - 48 D20 dual 2.4kw Dimmers

Control

- ETC Element 40/250 V. 2.7.0 Build 154
- Tablet-based Remote Focus Unit
- Board is located in the control booth behind audience seating.

House Lights

- Controlled from separate panel immediately next to Light Board.
- DMX Preset Boxes at each theater entrance.

Atmospherics

- Two (2) Martin Jem Compact Pro – water-based hazer (Shared with other venues)

Circuit Distribution

Location	# of Circuits
Gallery Upstage Rail	18
Catwalk #1	18
Catwalk #2	36
Catwalk #3	16
Catwalk #4	16
Under HVAC SL for Booms	10
Under HVAC SR for Booms	10
Upstage Left Deck	5
Upstage Right Deck	5

Equipment Inventory

Quantity	Unit Type	Lamp	Color Size
28	Altman Shakespeare 30° ERS	HX601 575w	6.25" x 6.25"
16	Altman Shakespeare 40° ERS	HX601 575w	6.25" x 6.25"
20	ETC Source 4 PARnel	HPL 575w	7.5" x 7.5"
12	Chauvet COLORrail 42" RGB LED Strip Light	N/A	N/A

Additional Lighting Notes

- Additional Fixtures may be available, depending on usage in other 2 theaters.
- Altman Shakespeare Units accept B SIZE TEMPLATES ONLY.
- Please refer to Rep. Plot and Paperwork for more information.

Personnel Lifts

All personnel lifts are shared between 3 venues and subject to availability.

- One (1) Genie AWP-25S Lift
 - Maximum platform height: 24'-9" (7.6m)
 - Maximum weight capacity: 350 lbs. (158.75kg)
- One (1) Genie AWP-30S Lift
 - Maximum platform height: 29'-6" (9m)
 - Maximum weight capacity: 350 lbs. (158.75kg)
- **All personnel lifts must be operated with outriggers at all times.**

Sound

Power

- One (1) 100 Amp 120/208V 3 Phase Service Box. May also be used by Electricians.
 - Located in Grid on Stage Right.
 - Cam Lok Connection (2/0).
- Five (5) 20 Amp receptacles onstage.

Wiring

- One (1) CAT-5 Cable – Stage Left to FOH
- One (1) CAT-5 Cable – Stage Right to FOH
- Two (2) Behringer SD16 16x8 Stage Boxes
- Eight (8) XLR Microphone Inputs – HL Vom to FOH
- Eight (8) XLR Microphone Inputs – HR Vom to FOH
- One (1) NL-4 Monitor Output – HL Vom
- One (1) NL-4 Monitor Output – HR Vom

House Mix Position

- Back of House within Control Booth. Open top and front window.

Mixing Consoles

- Behringer X-32 Digital Console
- Mackie 2404

Fixed Speakers

- Two (2) QSC K12.2 Powered 2-Way 12" Driver Speakers (Left and Right)

Flexible Speakers

- Two (2) QSC K12.2 Powered 2-Way 12" Driver Speakers with Yokes and Mega-Claw Clamps
- Two (2) QSC K10 Powered 2-Way 10" Driver Speakers with Yokes and Mega-Claw Clamps
- Two (2) QSC KW181 Powered 18" Subwoofers
- Two (2) EAW 122e Passive 2-Way 12" driver Speaker (used for side fills)

Amplifiers

- Two (2) QSC RMX-1450

Signal Processors

- One (1) Shure P-4800
- Symetrix 532E Graphic Equalizer

Audio Interfaces

- MOTU Ultralite mk3 Firewire/USB2 10 x 14 Audio Interface – **Subject to availability, shared with other venues**

Playback

All playback devices shared between 3 venues and subject to availability.

- One (1) Apple 21" iMac – 2.3GHz Intel i5 Dual Core
 - QLab 4 – Pro Audio and Video Licenses
 - MOTU CueMix FX
- One (1) Apple 13" MacBook Pro – 2.5GHz Intel i5, 8GB RAM
 - QLab 4 – Pro Audio License
 - MOTU CueMix FX
- Three (3) Denon DN-C635 CD Players
- One (1) Denon DN-300C CD/iPod Player
- One (1) Denon DN-F300 SD/USB Player

Microphones

- 6 (6) Shure SM 57 Microphones
- Ten (10) Shure SM 58 Microphones
- Three (3) Crown PCC-160 Microphones
- Ten (10) Shure ULX Wireless Receivers
 - Eight (8) Shure ULX Wireless Lavalier Microphones
 - Ten (10) Shure ULX/Beta58 Wireless Handheld Microphones
- Three (3) Radial J48 Active Direct Boxes
- Four (4) Whirlwind Director Passive Direct Boxes
- Additional inventory of both dynamic and condenser microphones **shared between all venues** – Please indicate microphone needs during production advance.

Stands/Cables/Adapters

- A full compliment of microphone stands (straight, boom, short), speaker stands, microphone cable, speaker cable, CAT-5, CAT-5e, and various audio adapters are available as needed. Please indicate all audio needs during production advance.

Headsets/Stage Communication

- Wired Base Station: Clear Com MS200C – 2 Channel Wired Stage Communication
- Four (4) Headsets
- Four (4) Beltpacks

Hardwire Locations

3 – Control Booth (Sound, Lights, SM)	1 – House Right Vom
1 – Anteroom (Stage Right)	1 – House Left Vom
1 – Stage Right	1 – Gallery of Grid (Stage Right)
1 – Stage Left	

Backstage Paging

- Backstage paging to Green Room and Dressing Rooms is possible but must be requested in advance.

Assisted Listening

- Nine (9) Williams Sound Assisted Listening Devices available upon request.

Video, Livestreaming, and Projection

Digital Projectors

Projectors are shared between 3 venues and are subject to availability.

- One (1) Panasonic PT-RZ120BU Laser WUXGA DLP Projector
 - 12,000 ANSI Lumens
 - Standard 1.40:1 Zoom Lens
- One (1) Panasonic PT-RX110BU Laser XGA DLP Projector
 - 10,000 ANSI Lumens
 - Standard 1.40:1 Zoom Lens
- One (1) Panasonic PT-DX800 XGA DLP Projector
 - 8000 ANSI Lumens
 - Standard 1.40:1 Zoom Lens
- Optional Lenses
 - ET-DLE250 2.40:1 – 3.70:1 Long-throw Zoom Lens – Fits both projectors

Front Projection Screen

- One (1) Da-Lite 10'-0" x 12'-0" (3.05m x 3.66m) Front Projection Screen with Masking Kit.

Playback

- One (1) Apple 21" iMac – 2.3GHz Intel i5 Dual Core: **Shared with other venues**
 - QLab 4 – Pro Video License
- One (1) Dell A/V Laptop (PowerPoint)
- One (1) Blu-Ray DVD Player
- One (1) Morantz Pro DVD Payer
- One (1) Kramer Presentation Switcher/Scaler

Livestreaming

Livestreaming requires significant advance notice.

- 4x Canon XA45 4K UHD Pro Camcorder
- Livestream Studio 6 License with Vimeo Enterprise
- ATEM Blackmagic Mini Pro Video Switcher
- 2x Dual In-line Monitors

Properties

All Stage Properties (with the exception of the Dance Floor) shared between 3 venues and subject to availability.

Chairs

- Sixty (60) Black Wenger Orchestra Chairs
- Two Hundred (200) Mity-Lite Swiftset HD Black/Chrome Stacking Chairs
 - Can be ganged into rows

Music Stands

- Fifty-Five (55) Black Metal Music Stands (Mixture of Manhasset and Wenger)

Music Stand Lights

- Thirty-Eight (38) Klip Light brand Music Stand Lights

Pianos

- One (1) Steinway Model B Grand Piano (circa 1933)
- One (1) Steinway 45" Console Piano
- One (1) Baldwin 243 Console Piano

Platforms

- StageRight brand modular riser system. Please indicate staging/riser needs during production advance.

Acoustical Shell

- Wenger Legacy Classic – Modular Orchestra Shell – 16 Panels – Harvest Maple Color
- Shared with other venues**

Dance Floor

- StageStep Bravo Marely Dance Floor
 - Roughly 48'-0" w x 24'-0" (14.63m x 7.31m) – Seams running SL/SR
 - Reversible Black/Grey
- Grey Marley requires additional cleaning/surface prep. Advance notice required.

Ballet Barres

- Three (3) 8'-0" (2.43m) wide barres
- One (1) 6'-0" (1.82m) wide barre

Miscellaneous

- Four (4) Wooden Speaking Lecterns – Light and Dark Options
- Various 6'-0" (1.82m) and 8'-0" (2.43m) Folding Tables
- Ten (10) 30" (0.76m) Round Café Tables

Wardrobe

Dressing Rooms

- The Annenberg Center has eight (8) dressing rooms that are **shared between all 3 theaters**.
- Please indicate dressing room requests during production advance.
- Four (4) dressing rooms accommodate up to three (3) people.
- Four (4) dressing rooms accommodate up to eight (8) people.
- **Dressing rooms are NOT handicap accessible.**
- All dressing rooms have a private bathroom with shower/toilet/sink, lighted mirrors and built-in clothing racks.
- There are additional restrooms with showers in the dressing room corridor, not accessible by the public.

Wardrobe Area

- Dedicated Wardrobe Room in between Dressing Rooms 1-4 and 5-8.
 - Roughly 500 Sq. ft.
 - Sink/Countertop
 - 2 Work Tables
- Seven (7) Irons – Various brands
- Five (5) Ironing Boards
- Three (3) Jiffy brand Steamers
- Washers/Dryers
 - One (1) Whirlpool Duet HT Front-Loading Washer
 - One (1) Whirlpool Duet Steam Front-Loading Washer
 - One (1) Kenmore Front-Loading Dryer (older model)
 - **High efficiency detergent ONLY**
- Eleven (11) Rolling Costume Racks

Quick Change Booths

- Upon Request, 4'x4' Quick Change booths can be constructed SR and SL as necessary with a mirror, chair, carpet and light.